



2022-23 EIPS Annual Feedback Survey: Parents and Caregivers

Heritage Hills Elementary									
James Mowat Elementary									
Lakeland Ridge									
Lamont Elementary									
Lamont High									
Mills Haven Elementary									
Mundare School									
Next Step/Outreach									
Pine Street Elementary									
Rudolph Hennig Junior High									
Salisbury Composite High									
Sherwood Heights Juni...									
SouthPointe School									
Strathcona Christian...									
Strathcona Christian...									
Uncas Elementary									
Vegreville Composite High									
Wes Hosford Elementary									
Westboro Elementary									
Win Ferguson Elementary									
Woodbridge Farms...									

## 2022-23 EIPS Annual Feedback Survey: Parents and Caregivers

0% 10% 20% 30% 40% 50% 60% 70% 80% 90% 100%

2022-23 EIPS Annual Feedback Survey: Parents and Caregivers

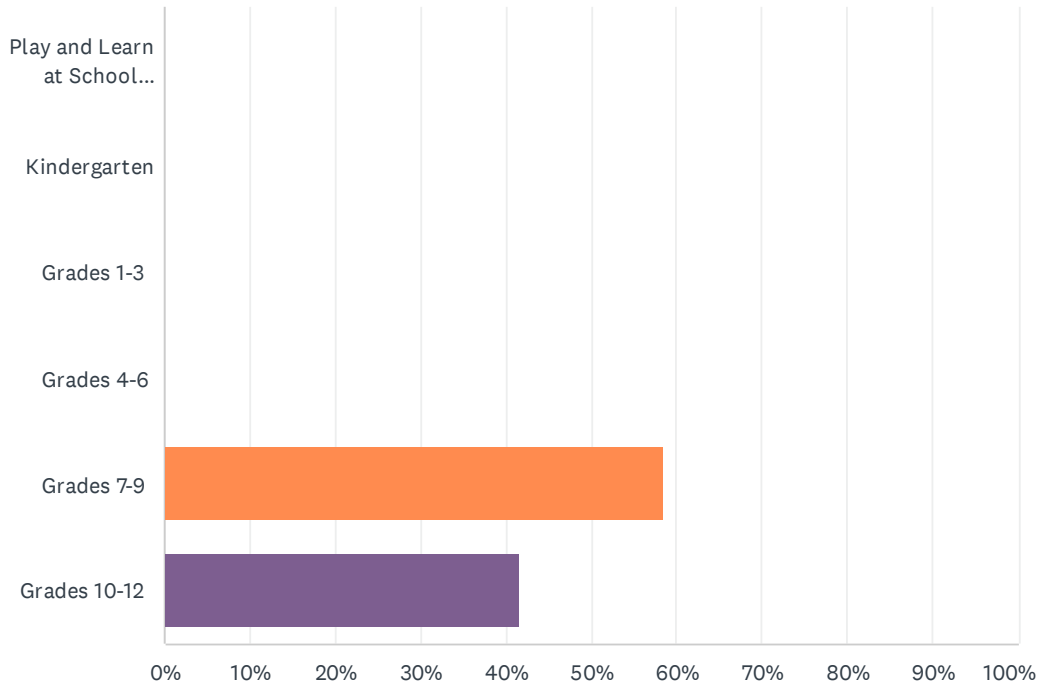
ANSWER CHOICES	RESPONSES	
A.L. Horton Elementary	0.00%	0
Andrew School	0.00%	0
Ardrossan Elementary	0.00%	0
Ardrossan Junior Senior High	0.00%	0
Bev Facey Community High	0.00%	0
Brentwood Elementary	0.00%	0
Bruderheim School	0.00%	0
Clover Bar Junior High	0.00%	0
Davidson Creek Elementary	0.00%	0
École Campbelltown	0.00%	0
École Parc Élémentaire	0.00%	0
F.R. Haythorne Junior High	0.00%	0
Fort Saskatchewan Christian	0.00%	0
Fort Saskatchewan Elementary	0.00%	0
Fort Saskatchewan High	0.00%	0
Fultonvale Elementary Junior High	0.00%	0
Glen Allan Elementary	0.00%	0
Heritage Hills Elementary	0.00%	0
James Mowat Elementary	0.00%	0
Lakeland Ridge	0.00%	0
Lamont Elementary	0.00%	0
Lamont High	0.00%	0
Mills Haven Elementary	0.00%	0
Mundare School	0.00%	0
Next Step/Outreach	0.00%	0
Pine Street Elementary	0.00%	0
Rudolph Hennig Junior High	0.00%	0
Salisbury Composite High	0.00%	0
Sherwood Heights Junior High	0.00%	0
SouthPointe School	0.00%	0
Strathcona Christian Academy Elementary	0.00%	0
Strathcona Christian Academy Secondary	0.00%	0

## 2022-23 EIPS Annual Feedback Survey: Parents and Caregivers

Uncas Elementary	0.00%	0
Vegreville Composite High	100.00%	77
Wes Hosford Elementary	0.00%	0
Westboro Elementary	0.00%	0
Win Ferguson Elementary	0.00%	0
Woodbridge Farms Elementary	0.00%	0
<b>TOTAL</b>		<b>77</b>

## Q2 What grade is your child currently in?

Answered: 77 Skipped: 0



ANSWER CHOICES	RESPONSES	
Play and Learn at School (PALS)	0.00%	0
Kindergarten	0.00%	0
Grades 1-3	0.00%	0
Grades 4-6	0.00%	0
Grades 7-9	58.44%	45
Grades 10-12	41.56%	32
<b>TOTAL</b>		<b>77</b>

### Q3 As a result of being in the Play and Learn at School (PALS) program, my child's demonstrating growth in their development.

Answered: 0 Skipped: 77

 No matching responses.

ANSWER CHOICES	RESPONSES
Strongly agree	0.00% 0
Agree	0.00% 0
Disagree	0.00% 0
Strongly disagree	0.00% 0
Don't know	0.00% 0
<b>TOTAL</b>	<b>0</b>

## Q4 As a result of being in the kindergarten program, my child's becoming ready to enter Grade 1.

Answered: 0 Skipped: 77

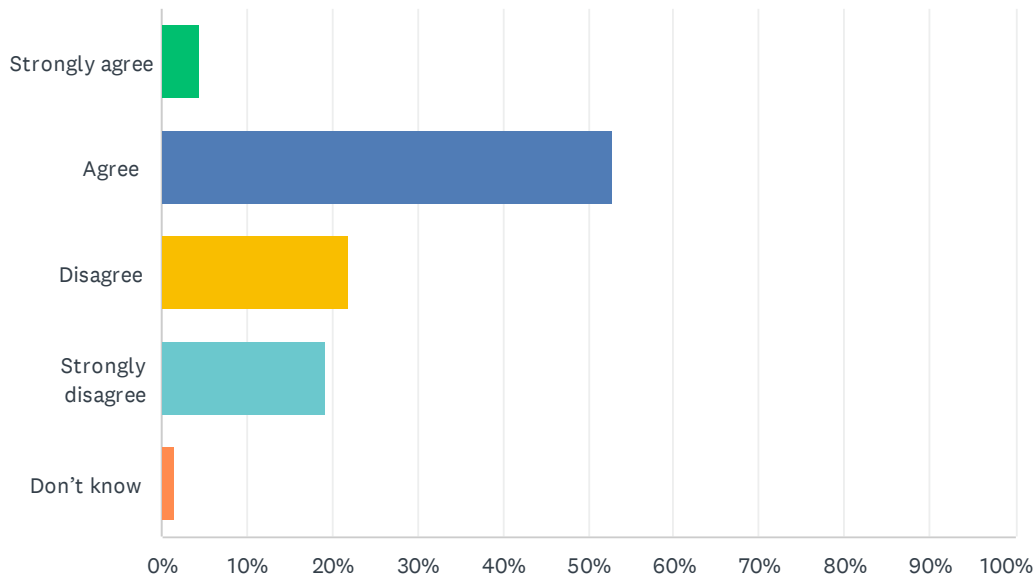
 No matching responses.

ANSWER CHOICES	RESPONSES
Strongly agree	0.00% 0
Agree	0.00% 0
Disagree	0.00% 0
Strongly disagree	0.00% 0
Don't know	0.00% 0
<b>TOTAL</b>	<b>0</b>



## Q5 My child's individual needs are met.

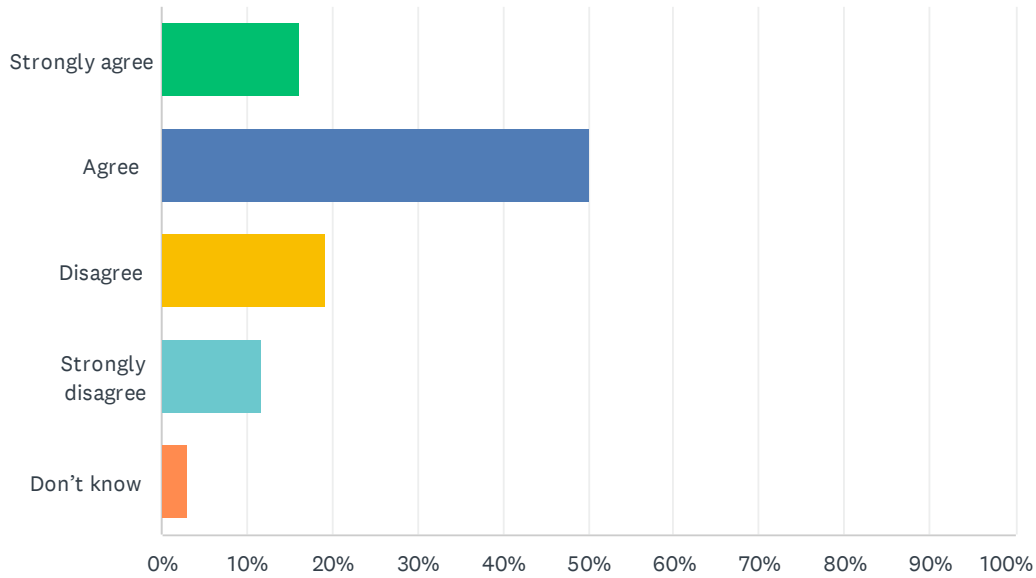
Answered: 68 Skipped: 9



ANSWER CHOICES	RESPONSES	
Strongly agree	4.41%	3
Agree	52.94%	36
Disagree	22.06%	15
Strongly disagree	19.12%	13
Don't know	1.47%	1
<b>TOTAL</b>		<b>68</b>

## Q6 My child's encouraged to do their best.

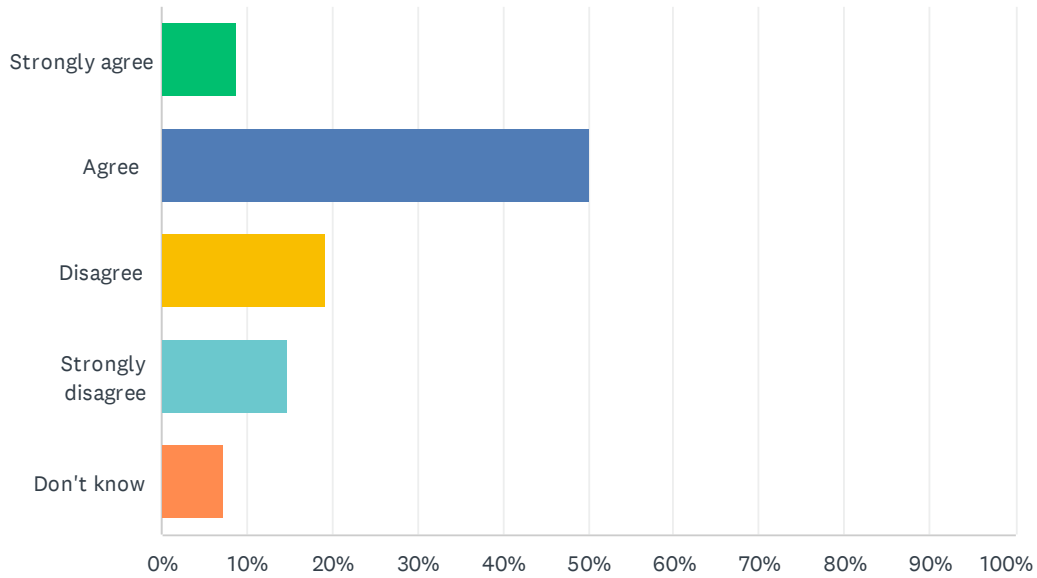
Answered: 68 Skipped: 9



ANSWER CHOICES	RESPONSES	
Strongly agree	16.18%	11
Agree	50.00%	34
Disagree	19.12%	13
Strongly disagree	11.76%	8
Don't know	2.94%	2
<b>TOTAL</b>		<b>68</b>

## Q7 My child's demonstrating growth in literacy.

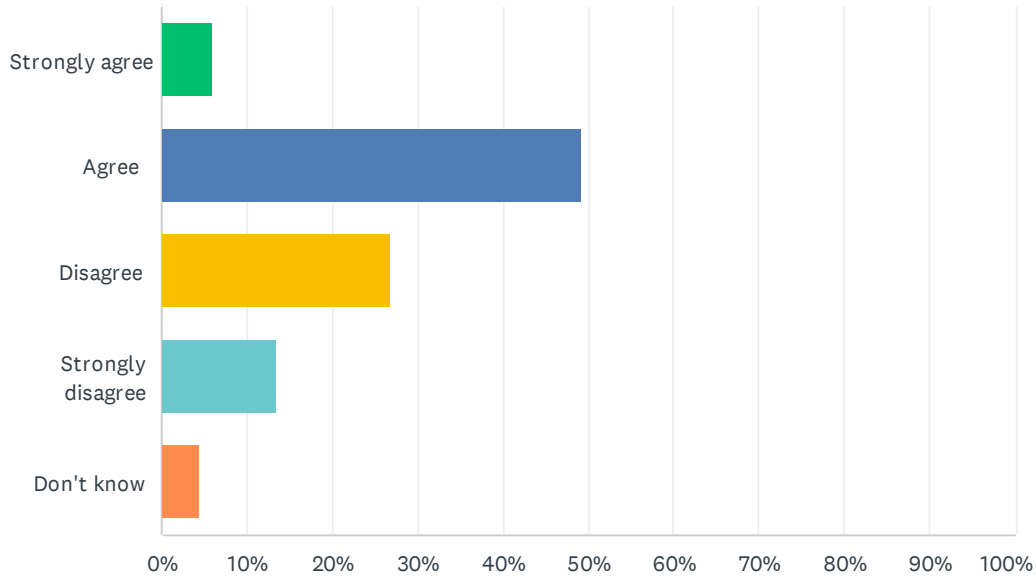
Answered: 68 Skipped: 9



ANSWER CHOICES	RESPONSES	
Strongly agree	8.82%	6
Agree	50.00%	34
Disagree	19.12%	13
Strongly disagree	14.71%	10
Don't know	7.35%	5
<b>TOTAL</b>		<b>68</b>

## Q8 My child's demonstrating growth in numeracy.

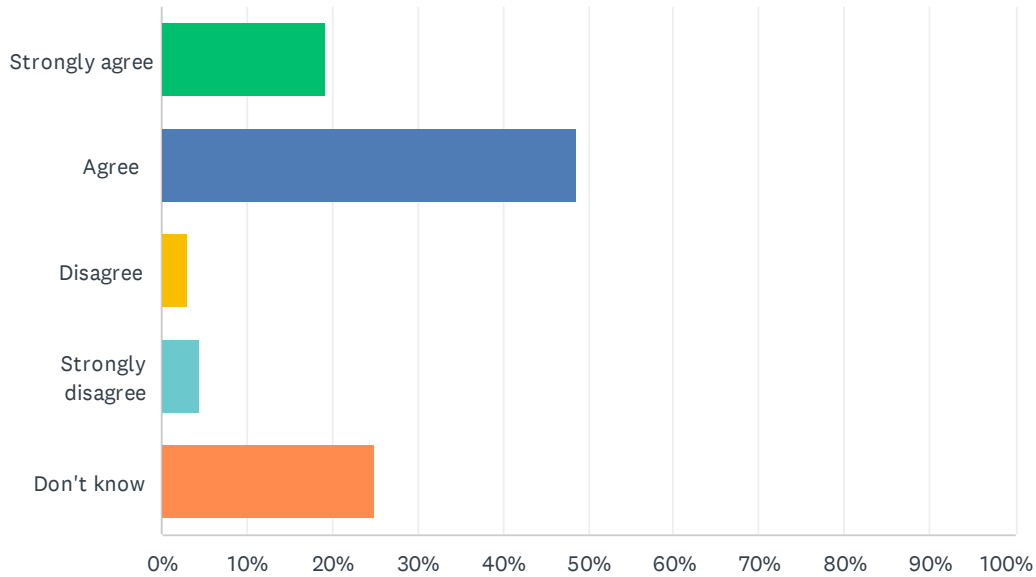
Answered: 67 Skipped: 10



ANSWER CHOICES	RESPONSES	
Strongly agree	5.97%	4
Agree	49.25%	33
Disagree	26.87%	18
Strongly disagree	13.43%	9
Don't know	4.48%	3
<b>TOTAL</b>		<b>67</b>

## Q9 My child has an understanding of First Nations, Métis and Inuit culture and history.

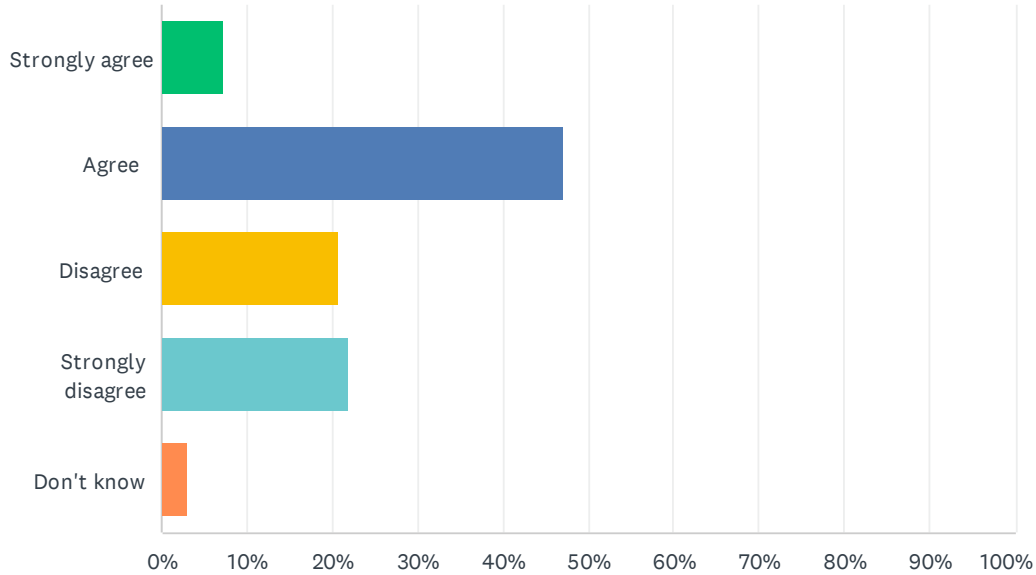
Answered: 68 Skipped: 9



ANSWER CHOICES	RESPONSES	
Strongly agree	19.12%	13
Agree	48.53%	33
Disagree	2.94%	2
Strongly disagree	4.41%	3
Don't know	25.00%	17
<b>TOTAL</b>		<b>68</b>

## Q10 My child's learning the knowledge, skills and attitudes necessary to be successful in life.

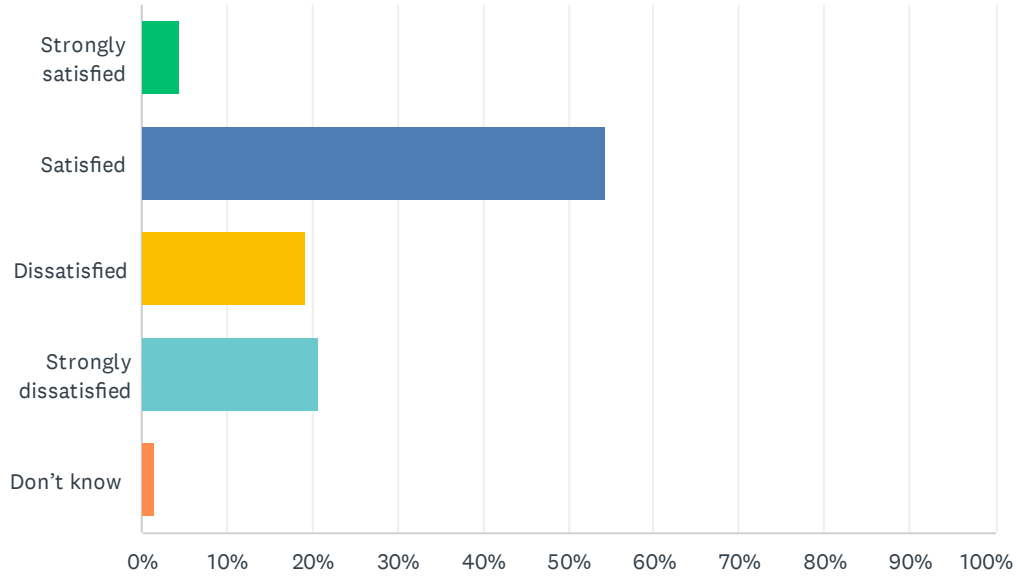
Answered: 68 Skipped: 9



ANSWER CHOICES	RESPONSES	
Strongly agree	7.35%	5
Agree	47.06%	32
Disagree	20.59%	14
Strongly disagree	22.06%	15
Don't know	2.94%	2
<b>TOTAL</b>		<b>68</b>

## Q11 How satisfied are you with the quality of education your child's receiving at school?

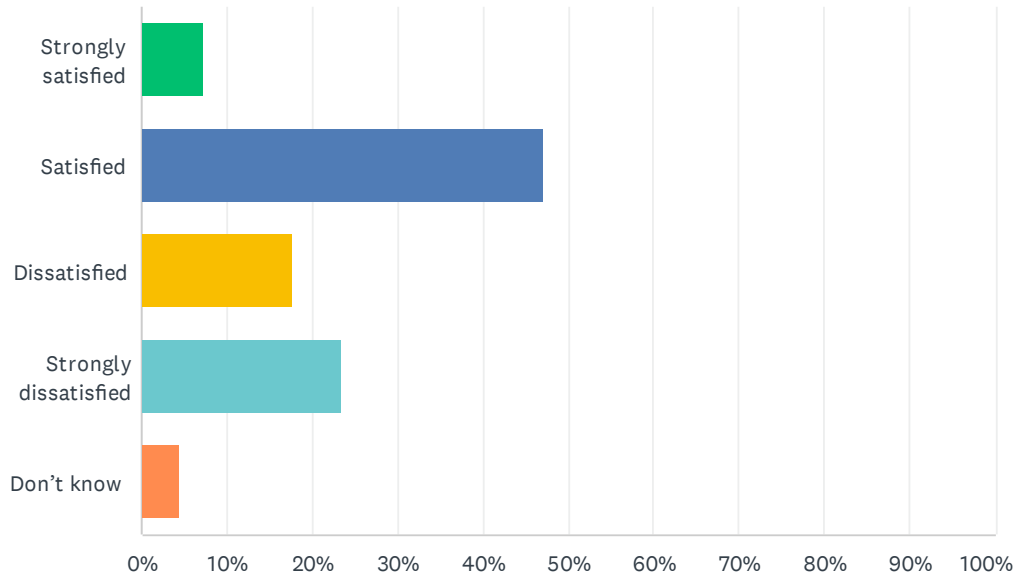
Answered: 68 Skipped: 9



ANSWER CHOICES	RESPONSES	
Strongly satisfied	4.41%	3
Satisfied	54.41%	37
Dissatisfied	19.12%	13
Strongly dissatisfied	20.59%	14
Don't know	1.47%	1
<b>TOTAL</b>		<b>68</b>

## Q12 How satisfied are you with the quality of teaching at your child's school?

Answered: 68 Skipped: 9

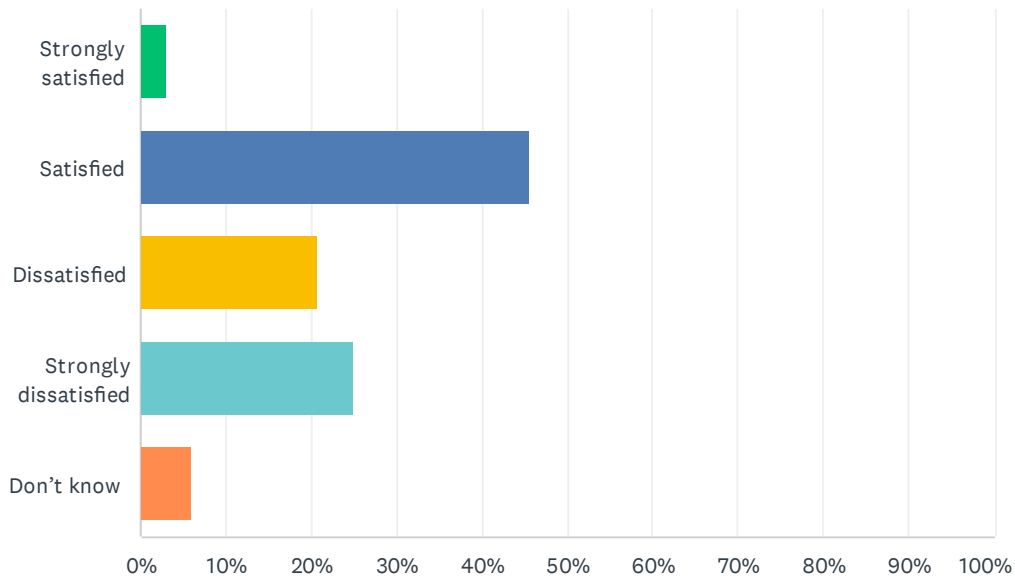


ANSWER CHOICES	RESPONSES	
Strongly satisfied	7.35%	5
Satisfied	47.06%	32
Dissatisfied	17.65%	12
Strongly dissatisfied	23.53%	16
Don't know	4.41%	3
<b>TOTAL</b>		<b>68</b>



## Q13 How satisfied are you with the leadership at your child's school?

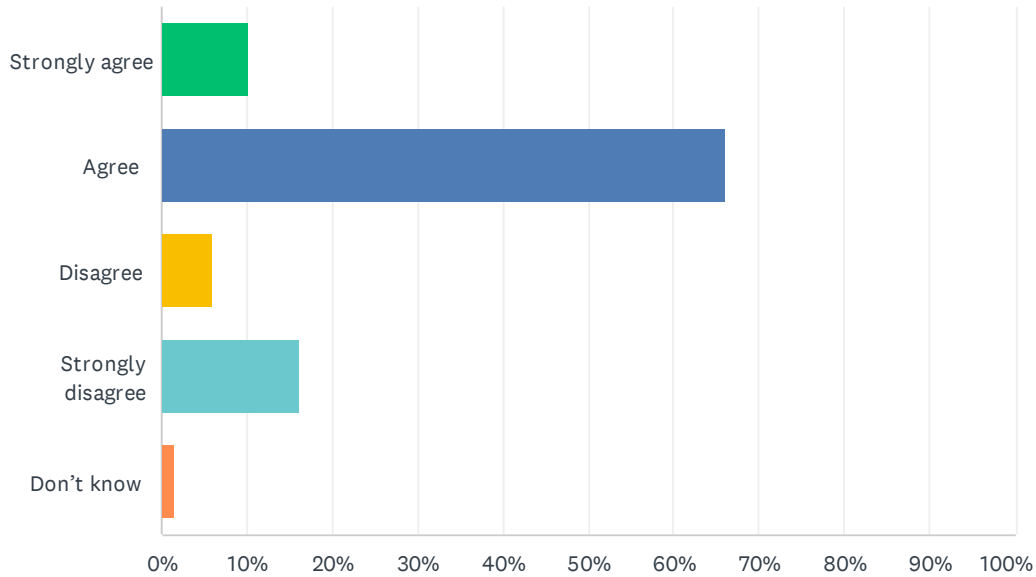
Answered: 68 Skipped: 9



ANSWER CHOICES	RESPONSES	
Strongly satisfied	2.94%	2
Satisfied	45.59%	31
Dissatisfied	20.59%	14
Strongly dissatisfied	25.00%	17
Don't know	5.88%	4
<b>TOTAL</b>		<b>68</b>

### Q14 My child’s school encourages my child to be a responsible, respectful and engaged citizen.

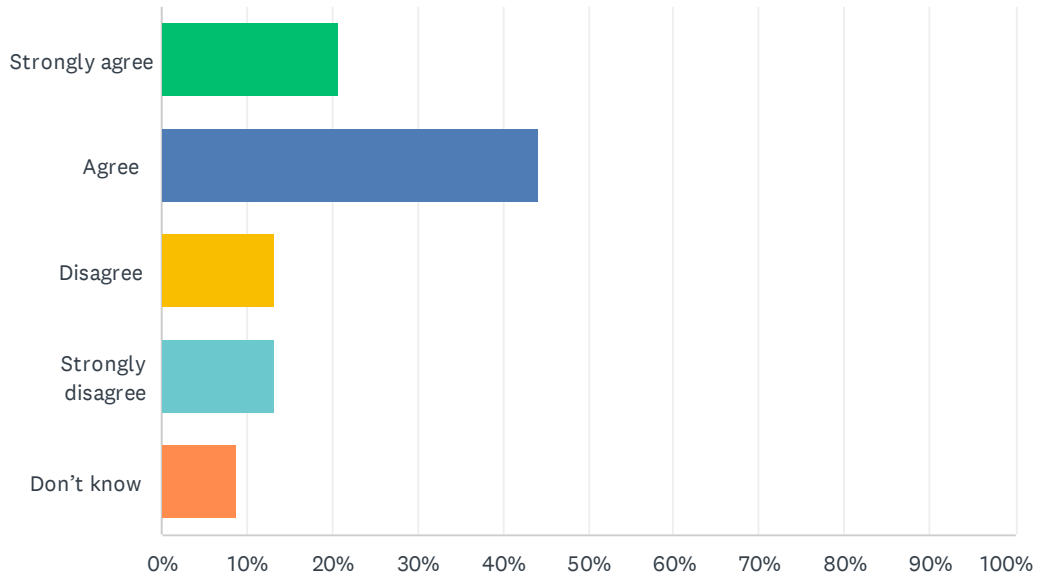
Answered: 68 Skipped: 9



ANSWER CHOICES	RESPONSES	
Strongly agree	10.29%	7
Agree	66.18%	45
Disagree	5.88%	4
Strongly disagree	16.18%	11
Don't know	1.47%	1
<b>TOTAL</b>		<b>68</b>

## Q15 School staff care about my child.

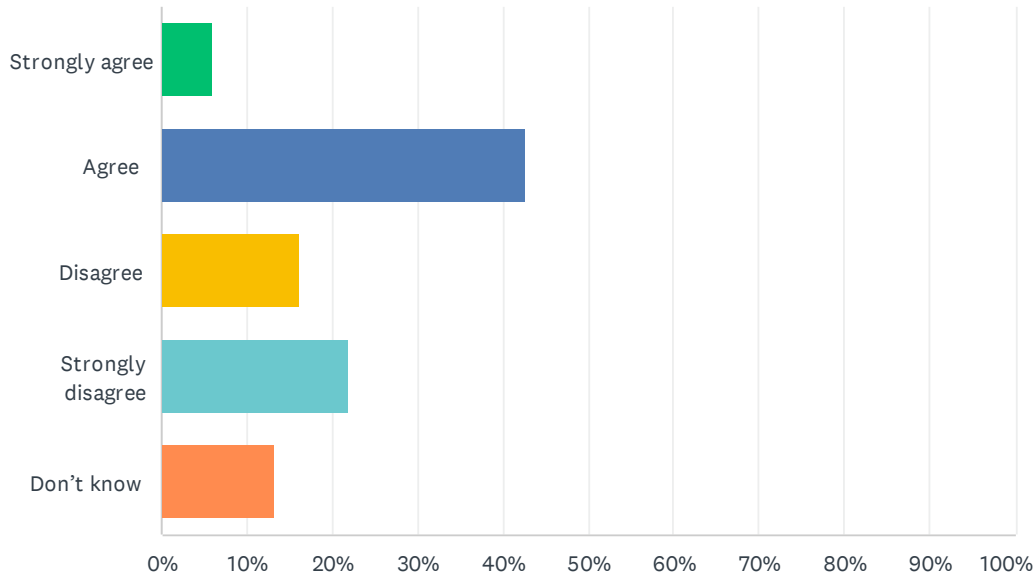
Answered: 68 Skipped: 9



ANSWER CHOICES	RESPONSES	
Strongly agree	20.59%	14
Agree	44.12%	30
Disagree	13.24%	9
Strongly disagree	13.24%	9
Don't know	8.82%	6
<b>TOTAL</b>		<b>68</b>

## Q16 My child's school handles discipline fairly and reasonably.

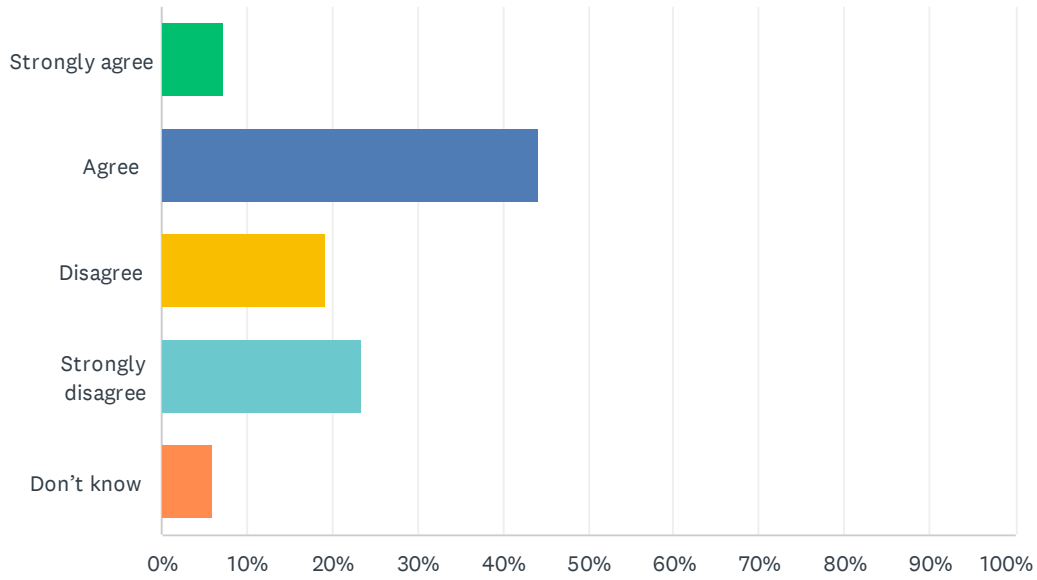
Answered: 68 Skipped: 9



ANSWER CHOICES	RESPONSES	
Strongly agree	5.88%	4
Agree	42.65%	29
Disagree	16.18%	11
Strongly disagree	22.06%	15
Don't know	13.24%	9
<b>TOTAL</b>		<b>68</b>

## Q17 My child's school is safe.

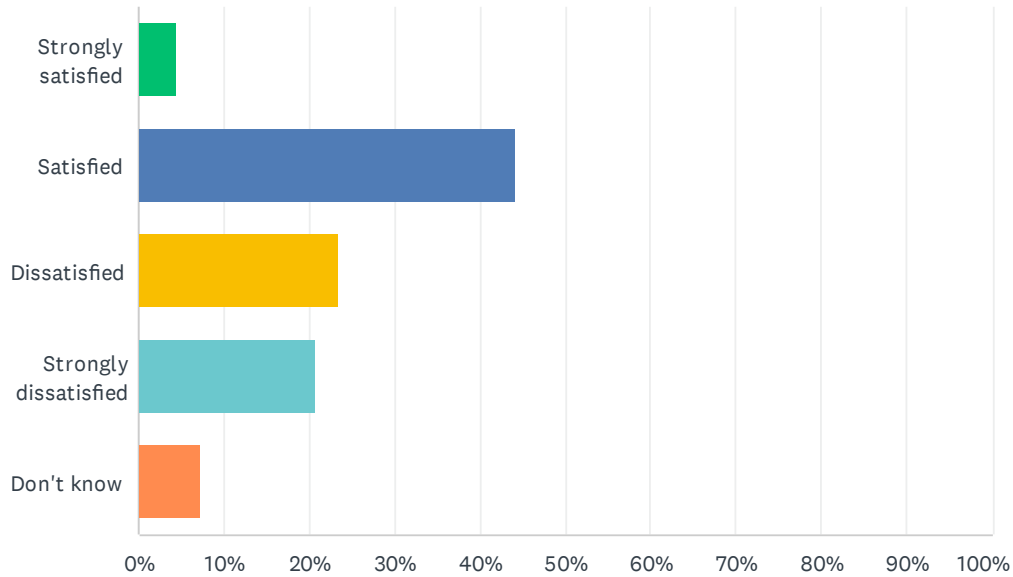
Answered: 68 Skipped: 9



ANSWER CHOICES	RESPONSES	
Strongly agree	7.35%	5
Agree	44.12%	30
Disagree	19.12%	13
Strongly disagree	23.53%	16
Don't know	5.88%	4
<b>TOTAL</b>		<b>68</b>

## Q18 How satisfied are you with the resources available to support your child's learning?

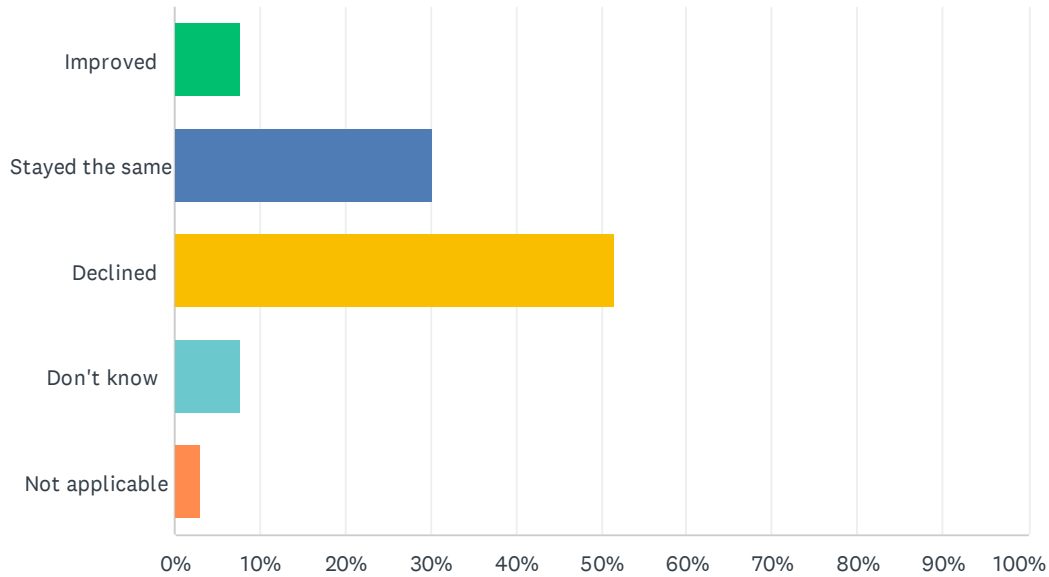
Answered: 68 Skipped: 9



ANSWER CHOICES	RESPONSES	
Strongly satisfied	4.41%	3
Satisfied	44.12%	30
Dissatisfied	23.53%	16
Strongly dissatisfied	20.59%	14
Don't know	7.35%	5
<b>TOTAL</b>		<b>68</b>

### Q19 In your opinion, has the quality of education your child's experienced improved, stayed the same or declined in the past three years?

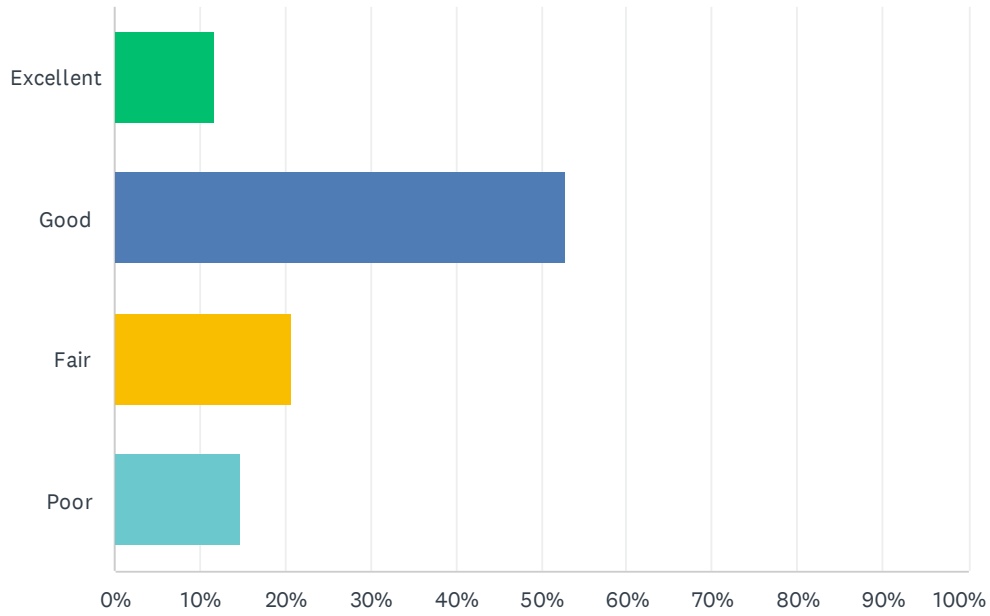
Answered: 66 Skipped: 11



ANSWER CHOICES	RESPONSES	
Improved	7.58%	5
Stayed the same	30.30%	20
Declined	51.52%	34
Don't know	7.58%	5
Not applicable	3.03%	2
<b>TOTAL</b>		<b>66</b>

## Q20 How do you rate the physical condition of your child's school?

Answered: 68 Skipped: 9

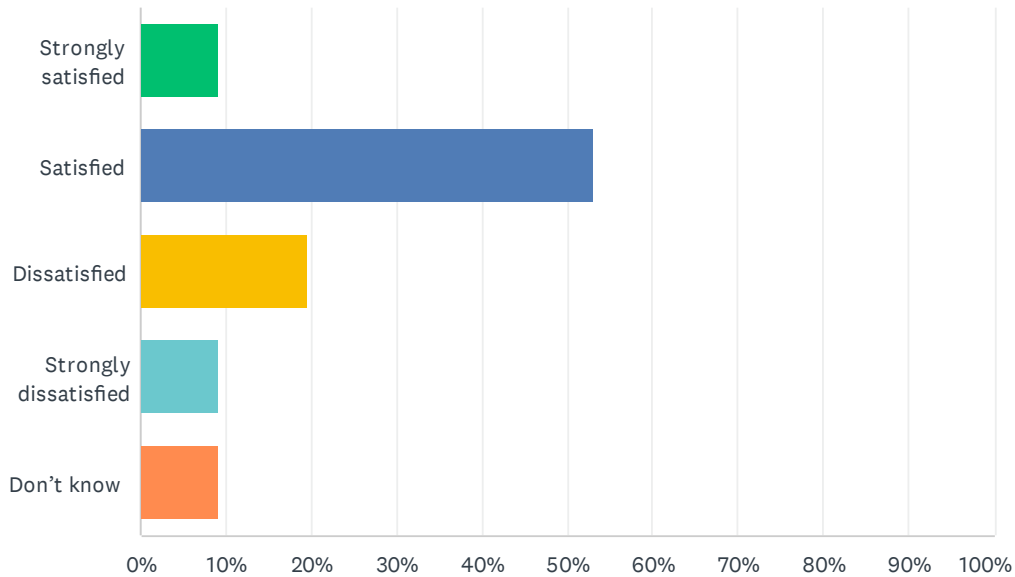


ANSWER CHOICES	RESPONSES
Excellent	11.76% 8
Good	52.94% 36
Fair	20.59% 14
Poor	14.71% 10
TOTAL	68



**Q21 How satisfied are you with the opportunities provided to be involved in your child's education? Refer to the EIPS Parent Engagement overview for examples of involvement and engagement opportunities that help support student success.**

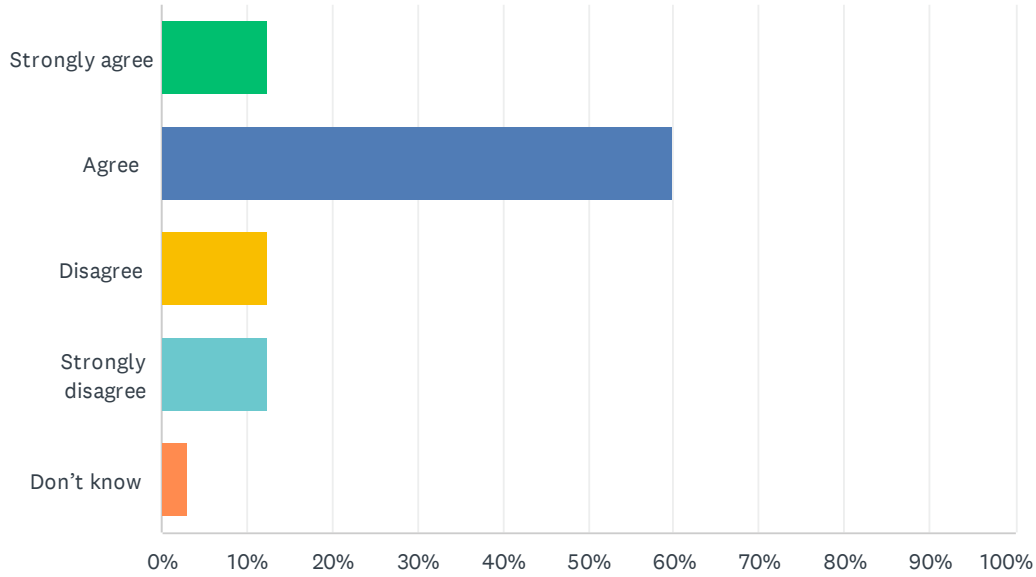
Answered: 66 Skipped: 11



ANSWER CHOICES	RESPONSES	
Strongly satisfied	9.09%	6
Satisfied	53.03%	35
Dissatisfied	19.70%	13
Strongly dissatisfied	9.09%	6
Don't know	9.09%	6
<b>TOTAL</b>		<b>66</b>

## Q22 The school keeps me informed about my child's progress and achievement.

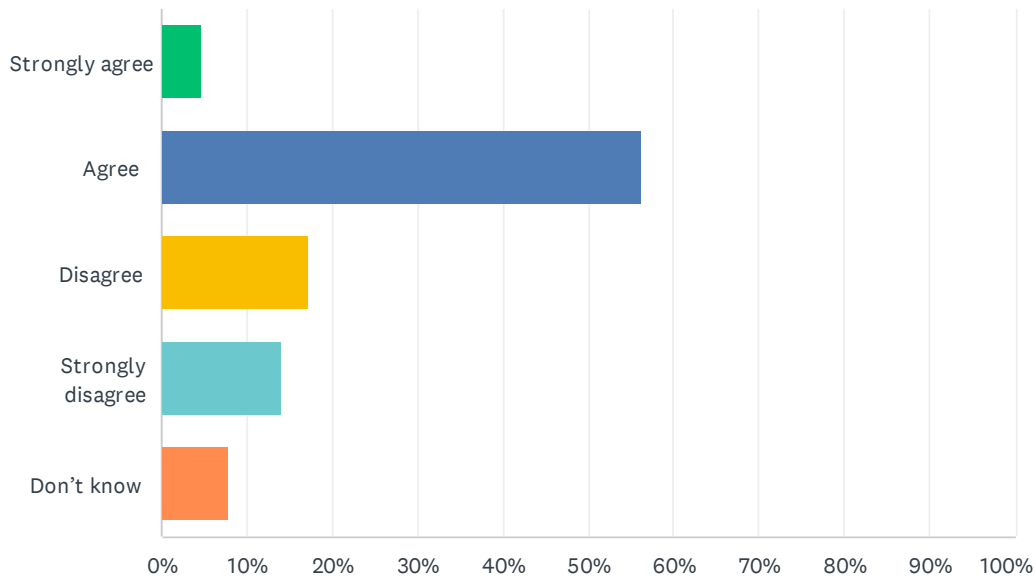
Answered: 65 Skipped: 12



ANSWER CHOICES	RESPONSES	
Strongly agree	12.31%	8
Agree	60.00%	39
Disagree	12.31%	8
Strongly disagree	12.31%	8
Don't know	3.08%	2
<b>TOTAL</b>		<b>65</b>

## Q23 There is open and honest communication within my child's school.

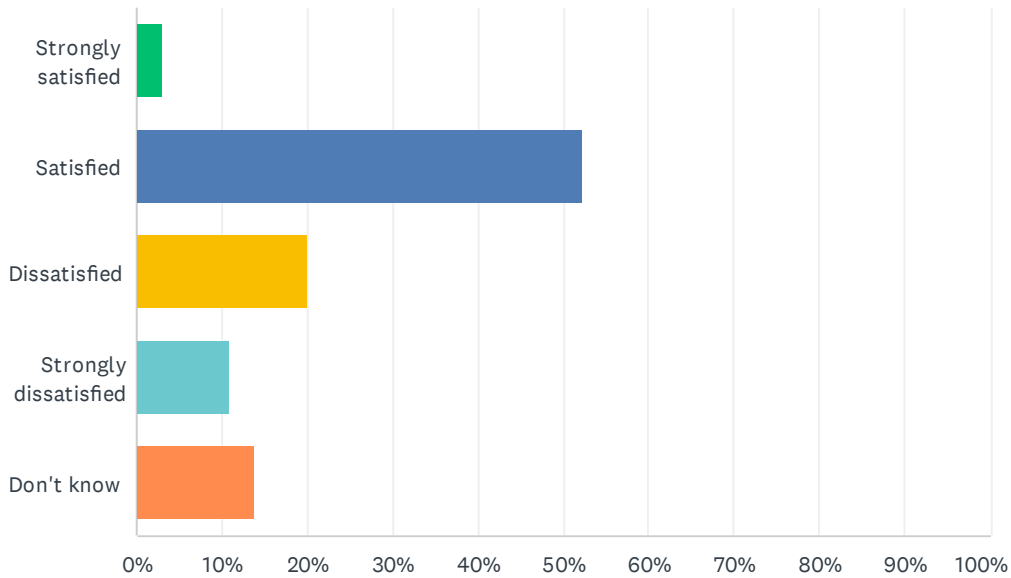
Answered: 64 Skipped: 13



ANSWER CHOICES	RESPONSES	
Strongly agree	4.69%	3
Agree	56.25%	36
Disagree	17.19%	11
Strongly disagree	14.06%	9
Don't know	7.81%	5
<b>TOTAL</b>		<b>64</b>

## Q24 How satisfied are you with the Division’s commitment to engaging stakeholders—including parents and caregivers—about matters that affect decision-making and public education?

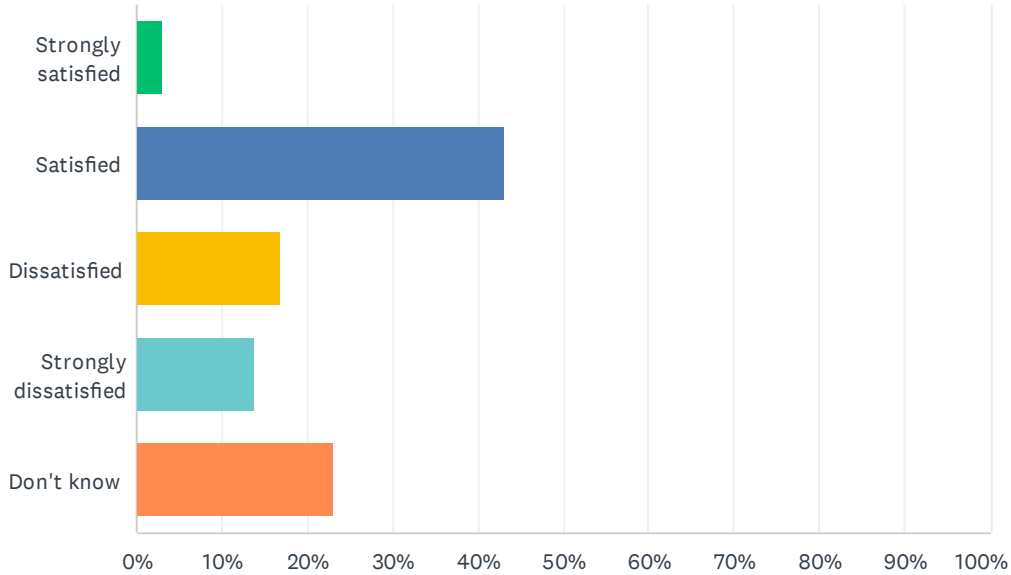
Answered: 65 Skipped: 12



ANSWER CHOICES	RESPONSES
Strongly satisfied	3.08% 2
Satisfied	52.31% 34
Dissatisfied	20.00% 13
Strongly dissatisfied	10.77% 7
Don't know	13.85% 9
<b>TOTAL</b>	<b>65</b>

## Q25 How satisfied are you with the Division’s commitment to advocating for public education?

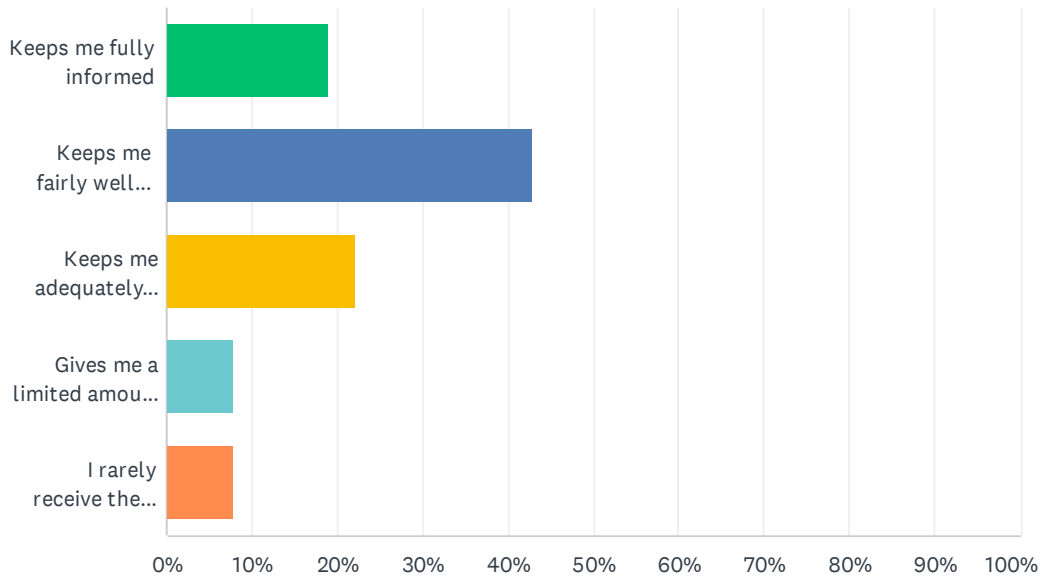
Answered: 65 Skipped: 12



ANSWER CHOICES	RESPONSES	
Strongly satisfied	3.08%	2
Satisfied	43.08%	28
Dissatisfied	16.92%	11
Strongly dissatisfied	13.85%	9
Don't know	23.08%	15
<b>TOTAL</b>		<b>65</b>

**Q26 Elk Island Public Schools appreciates the opportunity to stay connected with parents about news, activities, programs and other matters of importance. What is your impression of the communication you receive from your child's school?**

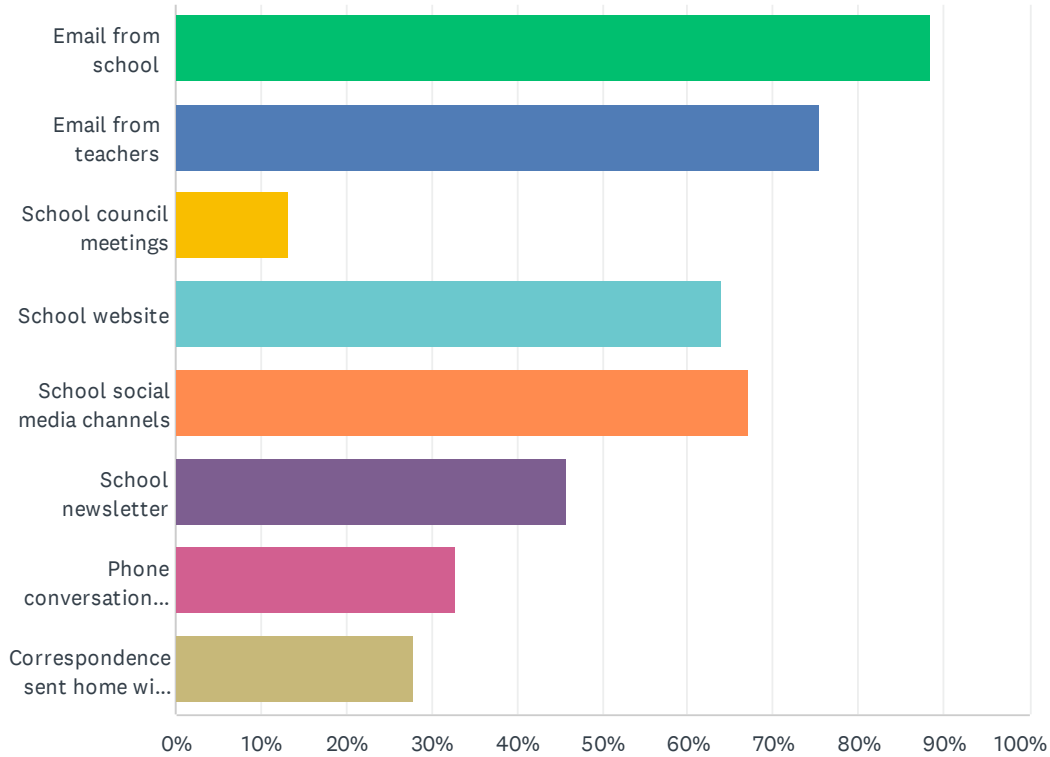
Answered: 63 Skipped: 14



ANSWER CHOICES	RESPONSES	
Keeps me fully informed	19.05%	12
Keeps me fairly well informed	42.86%	27
Keeps me adequately informed	22.22%	14
Gives me a limited amount of information	7.94%	5
I rarely receive the information I need	7.94%	5
<b>TOTAL</b>		<b>63</b>

## Q27 Do you regularly make use of the following to keep up to date on school activities, programs, etc.? Check all that apply.

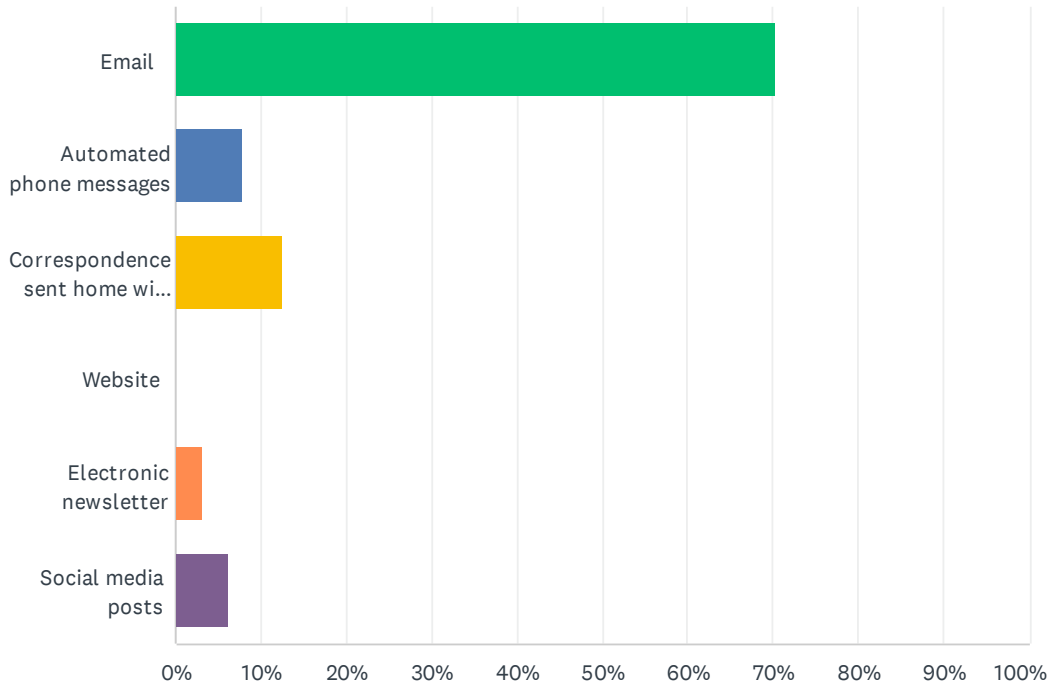
Answered: 61 Skipped: 16



ANSWER CHOICES	RESPONSES	
Email from school	88.52%	54
Email from teachers	75.41%	46
School council meetings	13.11%	8
School website	63.93%	39
School social media channels	67.21%	41
School newsletter	45.90%	28
Phone conversations with the school or teachers	32.79%	20
Correspondence sent home with my child	27.87%	17
Total Respondents: 61		

## Q28 What is your most preferred method of communication from the school and Division?

Answered: 64 Skipped: 13

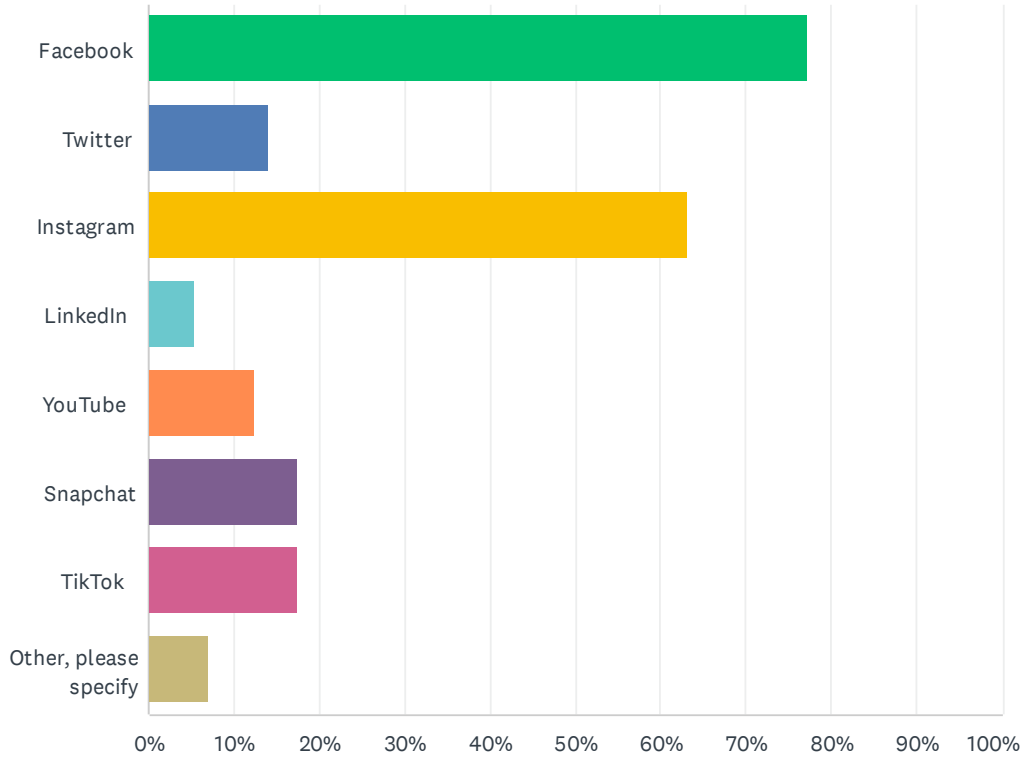


ANSWER CHOICES	RESPONSES	
Email	70.31%	45
Automated phone messages	7.81%	5
Correspondence sent home with my child	12.50%	8
Website	0.00%	0
Electronic newsletter	3.13%	2
Social media posts	6.25%	4
<b>TOTAL</b>		<b>64</b>



Q29 The Division and schools often share news and information on social media. Which of the following platforms do you use? Check all that apply.

Answered: 57 Skipped: 20



ANSWER CHOICES	RESPONSES	
Facebook	77.19%	44
Twitter	14.04%	8
Instagram	63.16%	36
LinkedIn	5.26%	3
YouTube	12.28%	7
Snapchat	17.54%	10
TikTok	17.54%	10
Other, please specify	7.02%	4
Total Respondents: 57		